

Onderdelen catalogus  
Blitz-steiger 2010

Catalogue des éléments  
d'Echafaudage Blitz 2010

Catalogue SpeedyScaf  
system parts 2010

Ref.nr.: BL-001a  
01-01-2010

Blitz-steiger / Echafaudage-Blitz  
SpeedyScaf System



Layher® 

Meer Mogelijk. Het systeem voor steigers.  
Plus de possibilités. Le système d'échafaudage.

# Inhoud / Sommaire / Contents

---

<b>Blitz-steigeronderdelen / Éléments Echafaudage-Blitz / The SpeedyScaf Elements .....</b>	<b>p. 01</b>
<b>Vlonders U-oplegging / Planchers application-U / Scaffolding decks, U-application .....</b>	<b>p. 04</b>
<b>Vlonders buisoplegging / Planchers application-tube / Scaffolding decks, tube application .....</b>	<b>p. 06</b>
<b>Speciale vlonders + vlonderborging / Planchers spéciales + verrouiller / Special decks + safetying .....</b>	<b>p. 07</b>
<b>Consoles / Brackets.....</b>	<b>p. 08</b>
<b>Tralieliggers en toebehoren / Poutres en treillis et accessoires / Lattice beam and accessories .....</b>	<b>p. 09</b>
<b>Trappen / Escaliers / Platform stairs .....</b>	<b>p. 10</b>
<b>Accessoires / Accessories.....</b>	<b>p. 11</b>
<b>Valbescherming / Sécurité / Security.....</b>	<b>p. 14</b>
<b>Afscherming / Protection .....</b>	<b>p. 15</b>

# Blitz steigeronderdelen / Éléments Echafaudage

## Blitz / The SpeedyScaf Elements



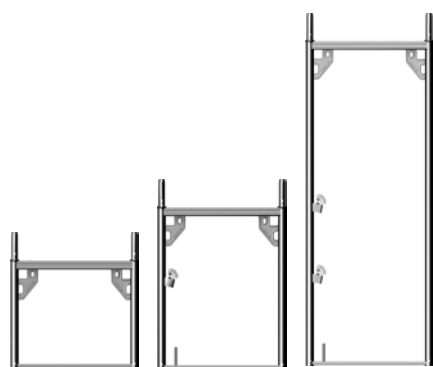
Art.

m

m

kg

ex.

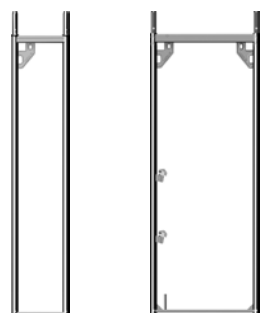


Euro stelraam, staal, U-oplegging  
Cadre Euro en acier, application-U  
Euro assembly frame, steel, U-application

1700.066	0.66	0.73	9.3	75
1700.101	1.00	0.73	11.9	50
1700.150	1.50	0.73	15.8	50
1700.200	2.00	0.73	18.8	48
1707.280	2.80	0.73	26.7	

Euro stelraam, aluminium, U-oplegging  
Cadre Euro en aluminium, application-U  
Euro assembly frame, aluminium,  
U-application

1714.066	0.66	0.73	4.1	
1714.101	1.00	0.73	5.2	
1714.200	2.00	0.73	8.6	48
0710.179	2.70	0.73	11.5	
1714.280	2.80	0.73	10.7	

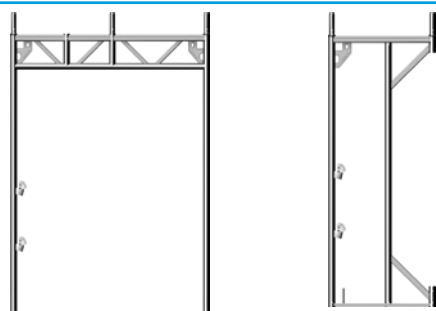


Euro stelraam 2.00x0.36m, staal, U-oplegging  
Cadre Euro 2.00x0.36 en acier, application-U  
Euro assembly frame, 2.00x0.36m steel,  
U-application

1717.200	2.00	0.36	15.3	
----------	------	------	------	--

Euro stelraam, 2.00x0.73 staal, buisoplegging  
Cadre Euro 2.00x0.73 en acier, application-tube  
Euro assembly frame, 2.00x0.73, steel,  
tube application

1708.010	2.00	0.73	18.5	
----------	------	------	------	--



Passage stelraam  
Passage piéton  
Passage assembly frame

0710.030	2.00	1.09	28.4	
1704.150	2.00	1.50	34.9	28

Euro stelraam, versmald, staal, U-oplegging  
Cadre K, en acier, application-U  
Euro assembly frame,  
steel, U-application

1718.200	2.00	0.73/0.41	22.7	
----------	------	-----------	------	--



Enkele leuning, staal  
Lisse en acier  
Guardrail, steel

1724.073		0.73	1.4	
1724.109		1.09	2.0	
1725.157		1.57	3.3	140
1725.207		2.07	4.4	140
1725.257		2.57	5.6	140
1725.307		3.07	6.2	140



Enkele leuning, aluminium  
Lisse en aluminium  
Guardrail, aluminium

xxxx.xxx*		1.57	xx	
xxxx.xxx*		2.07	xx	
xxxx.xxx*		2.57	xx	
xxxx.xxx*		3.07	xx	



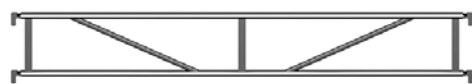
Leuning verstelbaar  
Lisse réglable  
Guardrail, adjustable

1726.000		(1.57-2.57)	6.9	
----------	--	-------------	-----	--



Dubbele leuning, staal  
Double garde corps en acier  
Double guardrail, steel

0704.014		0.73	5.7	
0701.117		1.09	6.1	
1728.157		1.57	7.9	70
1728.207		2.07	9.8	70
1728.257		2.57	11.7	70
1728.307		3.07	14.1	70



Aluminium dubbele leuning  
Double garde corps en aluminium  
Double guardrail, aluminium

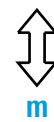
1732.157		1.57	3.5	50
1732.207		2.07	4.6	50
1732.257		2.57	5.8	50
1732.307		3.07	6.7	50



Enkele kopleuning  
Simple garde corps d'extrémité  
End guardrail

1725.073		0.73	2.8	100
1725.109		1.09	3.5	100

Art.



m



m



kg



ex.



Dubbele kopleuning T8  
Double garde corps d'extrémité  
Double end guardrail

1734.073

0.73

4.4

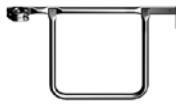


Dubbele kopleuning met spie  
Double garde corps d'extrémité avec clavette  
Double end guardrail with wedge head

1728.073

0.73

4.4



Dubbele kopleuning met moer  
Double garde corps d'extrémité avec écrou  
Double end guardrail with nut

1728.722

0.73

4.4



Leuningklemstuk met koppeling  
Collier façade  
Guardrail coupler

1735.000

1.3

25



Leuningklemstuk t.b.v. Euro stelraam  
Boîtier amovible  
Locking guardrail wedge housing

1735.100

0.5



Diagonaal  
Diagonale  
Diagonal brace

1736.157

(1.57x2.00)

6.4

50

1736.207

(2.07x2.00)

7.0

50

1736.257

(2.57x2.00)

7.8

50

1736.307

(3.07x2.00)

8.8

50

1739.257

(2.57x2.80)

7.9

1739.307

(3.07x2.80)

9.5



Kop diagonaal, 0.73m stelraam  
Diagonale latérale, cadre 0.73m  
Section brace in assembly frame 0.73m

1741.177

1.77

6.0

1741.195

1.95

6.4



Horizontale verbinding met 2 halve kop.  
Renfort horizontale avec 2 demi collier  
Horizontal strut with 2 wedge half-couplers

1727.207

2.07

8.0

1727.257

2.57

10.0

1727.307

3.07

12.0



Euro leuningstijl, staal  
Support garde-corps, acier  
Euro guardrail support, steel

1719.073

1.00

0.73

7.9

50



Euro leuningstijl, aluminium  
Support garde-corps Euro en aluminium  
Euro guardrail support, aluminium

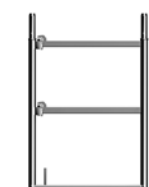
1769.073

1.00

0.73

2.7

50



Eindleuningstijl, staal  
Cadre avec sous-lisse en acier  
End guardrail support, steel

1722.073

1.00

0.73

13.3

50



Eindleuningstijl, aluminium  
Cadre avec sous-lisse en aluminium  
End guardrail support, aluminium

1770.073

1.00

0.73

4.6

50

Art.



m



m



kg



ex.



Leuningstijl steigerhek, 2m (h)  
Support pour protection grillagée, 2m (h)  
Brick guard support, 2m (h)


1748.000

2.00

0.73

12.1

50



Kopsteigerhek  
Grillage de protection extrémité  
End brick guard

0701.572

2.00

0.73

15.6

30



Steigerhek  
Grillage de protection  
Brick guard

0705.134

1.00

1.09

13.2

30

1749.157

1.00

1.57

15.5

30

1749.207

1.00

2.07

17.7

30

1749.257

1.00

2.57

21.1

30

1749.307

1.00

3.07

24.4

30




Kopkantplank  
Plinthe de tête  
Toe board for end side

1757.073

0.15

0.73

2.1



Kantplank  
Plinthe  
Toe board

1756.073

0.15

0.73

1.6

1756.109

0.15

1.09

2.4

1757.157

0.15

1.57

3.1

140

1757.207

0.15

2.07

4.7

140

1757.257

0.15

2.57

6.1

140

1757.307

0.15

3.07

6.8

140



Voetplaat  
Socle fixe  
Base plate

4001.000

1.0



Voetspindel  
Socle réglable  
Base jack

4001.040

0.40

2.9

4001.060

0.60

3.6

400

4002.080

0.80

4.9

4002.130

1.30

10.1



Kantel voetspindel  
Socle réglable à rotule  
Swiveling base plate

4003.000

0.60

6.1

250



Spindelkoppeling  
Collier réglable  
Wedge spindle


4735.000

1.8

25

# Vlonders U-oplegging / Planchers application-U / Scaffolding decks, U-application

Art.

 m

 m


 kg

 ex.



Stalen vlonder U-oplegging  
Plancher acier application-U  
U-Steel deck

3801.073	0.73	0.19	5.1	
3801.109	1.09	0.19	6.4	
3801.157	1.57	0.19	8.5	50
3801.207	2.07	0.19	10.2	50
3801.257	2.57	0.19	13.2	50
3801.307	3.07	0.19	15.3	50



Stalen vlonder T4 U-oplegging gestanst  
Plancher acier application-U performé  
U-Steel deck, T4

3812.073	0.73	0.32	6.0	60
3812.109	1.09	0.32	8.4	60
3812.157	1.57	0.32	11.6	60
3812.207	2.07	0.32	15.0	60
3812.257	2.57	0.32	18.2	60
3812.307	3.07	0.32	21.5	60



Stalen passagevlonder U-oplegging  
Plancher d'accès en acier application-U  
U-hatch type steel acces deck

3813.207	2.07	0.64	28.9	30
3813.257	2.57	0.64	38.0	30



Stalu-vlonder U-oplegging  
Plancher acalu application-U  
U-stalu deck, unperforated

3850.207	2.07	0.61	15.3	40
3850.257	2.57	0.61	18.5	40
3850.307	3.07	0.61	21.6	40



Stalu-vlonder gestanst U-oplegging  
Plancher acalu profilé application-U  
U-stalu deck, unperforated

3849.207	2.07	0.61	15.0	
3849.257	2.57	0.61	18.1	
3849.307	3.07	0.61	21.1	




Aluminium vlonder U-oplegging  
Plancher plein aluminium  
application-U  
U-Aluminium deck

3824.157	1.57	0.19	4.6	
3824.207	2.07	0.19	6.0	
3824.257	2.57	0.19	6.8	
3803.073	0.73	0.32	3.1	
3803.109	1.09	0.32	4.4	
3803.157	1.57	0.32	6.5	60
3803.207	2.07	0.32	8.0	60
3803.257	2.57	0.32	10.0	60
3803.307	3.07	0.32	11.5	60



Aluminium passagevlonder, U-oplegging  
Plancher d'accès Robuust application-U  
U-acces deck, aluminium

3851.157	1.57	0.61	15.1	40
3851.207	2.07	0.61	17.0	40
3851.257	2.57	0.61	20.6	40
3851.307	3.07	0.61	26.1	40



Aluminium passagevlonder, U-oplegging  
met ladder  
Plancher d'accès avec échelle incorporée  
plein aluminium, application-U  
U-hatch-type acces deck, aluminium, with  
integrated storey ladder

3852.257	2.57	0.61	26.6	40
3852.307	3.07	0.61	30.5	40



Hoekvlonder met kantplank, verstelbaar  
Plancher d'angle avec plinthe, réglable  
U-corner deck, adjustable, with toe board

3826.000	0.73	0.61	21.5	
----------	------	------	------	--

Art.


  
m


  
m


  
kg


  
ex.


Fipro kunststofvlonder U-oplegging  
Plancher Fipro, synthétique, application-U  
U-Fipro plastic deck

3865.257  
3865.307

2.57  
3.07

0.61  
0.61

17.4  
19.6

20  
20



Robuust vlonder U-oplegging  
Plancher Robuust, application-U  
U-robust deck

0705.344  
0705.343  
3836.157  
3836.207  
3836.257  
3836.307

0.73  
1.09  
1.57  
2.07  
2.57  
3.07

0.32  
0.32  
0.32  
0.32  
0.32  
0.32

5.6  
6.0  
9.9  
11.5  
14.7  
16.0

60  
60  
60  
60  
60  
60

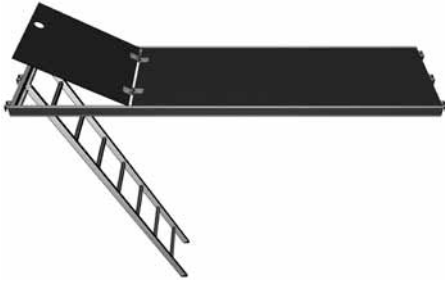
3835.073  
3835.109  
3835.157  
3835.207  
3835.257  
3835.307

0.73  
1.09  
1.57  
2.07  
2.57  
3.07

0.61  
0.61  
0.61  
0.61  
0.61  
0.61

7.2  
9.7  
13.5  
16.5  
20.5  
23.1

40  
40  
40  
40  
40  
40



Robuust passagevlonder  
met ladder U-oplegging  
Plancher d' accès avec échelle  
incorporée application-U  
U-robust acces deck with integrated storey  
ladder

3838.257  
3838.307

2.57  
3.07

0.61  
0.61

27.6  
31.0

40  
40



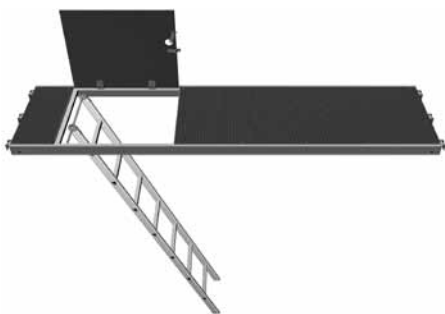
Robuust passagevlonder luik verschoven  
U-oplegging  
Plancher d' accès Combi Robuust  
application-U  
U-robust hatch-type access, hatch offset

3858.157  
3858.207  
3858.257  
3858.307

1.57  
2.07  
2.57  
3.07

0.61  
0.61  
0.61  
0.61

14.2  
17.2  
20.5  
24.6



Robuust passagevlonder luik verschoven  
met ladder U-oplegging  
Plancher d' accès Combi Robuust avec  
échelle incorporée, application-U  
U-robust hatch-type access, hatch offset,  
with integrated ladder

3859.257  
3859.307


2.57  
3.07

0.61  
0.61

25.2  
29.0

# Vlonders buisoplegging / Planchers application-tube / Scaffolding decks, tube-application

Art.

 m

 m

 kg

 ex.




Stalen vlonder T9 buisoplegging  
Plancher acier T9 application-tube  
Steel deck T9, tube application

3863.073	0.73	0.19	5.0	50
3863.109	1.09	0.19	7.0	50
3863.157	1.57	0.19	10.0	50
3863.207	2.07	0.19	12.7	50
3863.257	2.57	0.19	15.5	50
3863.307	3.07	0.19	18.2	50



Stalen vlonder T9 buisoplegging gestanst  
Plancher acier T9 application-tube perforé  
Steel deck T9, tube application, perforated

3862.073	0.73	0.32	7.0	30
3862.109	1.09	0.32	9.4	30
3862.157	1.57	0.32	12.0	30
3862.207	2.07	0.32	16.0	30
3862.257	2.57	0.32	19.2	30
3862.307	3.07	0.32	22.5	30




Stalen passagevlonder buisoplegging  
Plancher d'accès en acier  
application-tube  
Acces deck, steel, tube application

0708.869	2.07	0.64	30.0	
----------	------	------	------	--



Aluminium passagevlonder buisoplegging  
Plancher d'accès Robuust application tube  
Acces deck, aluminium, tube application

3854.207	2.07	0.61	17.7	40
----------	------	------	------	----



Aluminium passagevlonder buisoplegging  
met ladder  
Plancher d'accès plein aluminium avec  
échelle incorporée, application-tube  
Acces deck, aluminium, with integrated  
storey ladder, tube application

0720.956	2.57	0.61	27.2	
0720.957	3.07	0.61	32.2	



Robuust vlonder buisoplegging  
Plancher Robuust, application tube  
Robust deck, tube application

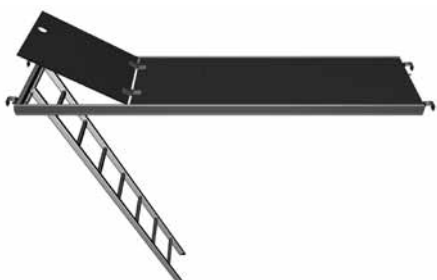
0706.487	1.57	0.32	9.9	60
0706.486	2.07	0.32	11.5	60
0706.485	2.57	0.32	14.7	60
0706.484	3.07	0.32	16.0	60

3853.157	1.57	0.61	13.6	40
3853.207	2.07	0.61	16.9	40
3853.257	2.57	0.61	20.9	40
3853.307	3.07	0.61	25.5	40



Robuust passagevlonder buisoplegging  
Plancher d'accès Robuust, application tube  
Acces deck, robuust, tube application

0706.493	1.57	0.61	14.7	
0706.492	2.07	0.61	17.7	
0706.491	2.57	0.61	20.8	
0706.490	3.07	0.61	24.9	














Robuust passagevlonder  
met ladder, buisoplegging  
Plancher d'accès avec échelle  
incorporée, application-tube  
Robust hatch-type access deck with  
integrated storey ladder, tube application





3855.257	2.57	0.61	25.5	
3855.307	3.07	0.61	29.3	



# Speciale vlonders + vlonderborging / Planchers spéciales + verrouiller / Special decks + safetying

Art.  m  m  kg  ex.







	Stalen steigerplank, 0.19m	3879.100	1.00	0.19	5.0	100
	Plancher acier, 0.19m	3879.150	1.50	0.19	6.4	100
	Steel plank, 0.19m	3879.200	2.00	0.19	7.7	100
		3879.250	2.50	0.19	9.7	100
	Stalen steigerplank, 0.30m	3880.100	1.00	0.30	7.8	60
	Plancher acier, 0.30m	3880.150	1.50	0.30	10.3	60
	Steel plank, 0.30m	3880.200	2.00	0.30	12.8	60
		3880.250	2.50	0.30	15.3	60
	Stalen steigerplank met 1 pen, 0.19m	3879.101	1.00	0.19	5.1	100
	Plancher acier avec 1 axe, 0.19m	3879.151	1.50	0.19	6.4	100
	Steel plank, 0.19m with 1 locking pin	3879.201	2.00	0.19	7.8	100
		3879.251	2.50	0.19	9.5	100
	Stalen steigerplank met 1 pen, 0.30m	3880.101	1.00	0.30	7.9	60
	Plancher acier avec 1 axe, 0.30m	3880.151	1.50	0.30	10.4	60
	Steel plank, 0.30m with 1 locking pin	3880.201	2.00	0.30	12.9	60
		3880.251	2.50	0.30	15.4	60
	Stalen afdekplaat in combinatie met vlonders	3881.000	0.73	0.32	1.6	20
	Plaque d'étanchement en acier	3881.001	1.09	0.32	3.8	20
	pour des planchers	3881.002	1.57	0.32	5.6	20
	Steel gap cover plate in combination with	3881.003	2.07	0.32	7.6	20
	decks	3881.004	2.57	0.32	9.6	20
	3881.005	3.07	0.32	11.6	20	
	Kunststof borgpen voor stalen steigerplank	3800.001		0.08	0.01	100
	Goupille synthétique de sûreté					
	Locking pin for steel plank, plastic					
	Stalen borgpen + kipstift	3800.002	0.95		0.1	
	voor stalen steigerplank					
	Fixe à bascule pour planche acier					
	Locking pin for steel plank					

	Reparatieplaat voor robuustvlonders				hout	
	La plaque de réparation pour plancher robuste				en bois	
	Reparating plate for robust deck				kunststof,	
					synthétique,	
					plastic	
	Reparatieluiken				aluminium	
	La trappe de réparation					
	Repair-hatches					
						

## Consoles / Brackets

Art.



			m	m	kg	ex.
	Console zonder pen, U-oplegging	1744.022		0.22	2.8	
	Console universelle sans clavette, appl. U U-console bracket, without spigot	0709.523		0.39	3.5	
	Console met pen, U-oplegging	1745.322	*	0.36	3.5	
	Console universelle à clavette	1744.522	*	0.50	5.8	
	U-conslole bracket	1744.722	*	0.73	6.4	
		1744.122	*	1.09	9.4	
	Console draaibaar, U-oplegging	1744.073		0.73	7.0	
	Console universelle pivotant, appl. U U-console bracket, swiveling					
	Console versterkt, U-oplegging	1745.722		0.73	8.8	
	Console universelle renforce, appl. U U-console bracket, reinforced					
	Console 1.09m, U-oplegging	1745.122		1.09	9.6	
	Console universelle 1.09m, appl. U U-console bracket, 1.09m					
	Euroconsole voor overstek, U-oplegging	1718.100		0.73	14.8	
	Console Euro en saillie, appl. U Euro eaves U-bracket					

\* = sleutelwijdte / portée clef / wrench size: 22mm

# Tralieliggers en toebehoren / Poutres en treillis et accessoires / Lattice beam and accessories

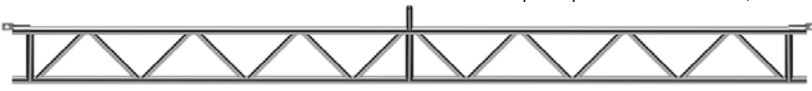















Art.

  
m

  
m

  
kg

  
ex.

	Tralieligger, staal	1766.514	0.45	5.14	52.3	
	Poutre universel, acier	1766.614	0.45	6.14	60.9	
	SpeedyScaf lattice beam, steel	1766.771	0.45	7.71	76.0	
	Aluminium	1767.514	0.45	5.14	22.5	
	1767.614	0.45	6.14	26.4		
	Tralieliggerkoppeling Collier de liaison des poutres Lattice beam coupler	4720.022	*		1.8	25
	Tralieliggerkorteling Porte-plancher pour poutre Lattice beam ledger	4923.073		0.73	3.1	42
	Hulpkorteling voor tralieligger Porte-plancher Support ledger	4924.073		0.73	6.5	
	U-Korteling Support plancher-U SpeedyScaf U-transfom	1742.722	*	0.73	4.0	
	Aluminium basisverbreder 1.57-0.73m Alu elargissement de base 1.57-0.73m Base enlargement, aluminium 1.57-0.73m	9400.160	1.57		7.0	
	Borgpen, rood Goupille queue de cochon, rouge Locking pin, red	9500.005			0.15	150
	Vlonderborging Joint de sécurité Lift-off preventer	1743.036 1743.073		0.36 0.73	0.9 1.5	
	Verankering Tendeur Wall tie	1754.038 1754.069 1754.095 1754.145		0.38 0.69 0.95 1.45	1.6 2.7 3.7 5.7	100 50 50 50
	Blitz verankering Ancrage Blitz SpeedyScaf wall tie	1755.069		0.69	2.8	
	Kruiskoppeling Collier orthogonal Double coupler	4700.022	*		1.1	25
	Draaikoppeling Collier orientable Swivel coupler	4702.022	*		1.3	25
	Spindelkoppeling, draaibaar met spie Collier réglable orient avec clavette Wedge spindle swivel coupler	4735.000			1.8	
	Kantplankkoppeling Collier fixe plinthe Half coupler with toe board bolt	4708.022	*		1.0	25
	Kunststofplug Cheville Expanding plug	4008.070 4008.100 4008.135		(12x70mm) (12x100mm) (12x135mm)	- - -	20 25 25
	Ringschroef Vis Ring bolt	4009.095 4009.120 4009.190		(12x95mm) (12x120mm) (12x190mm)	0.2 0.2 0.3	25 25 25

\* = sleutelwijdte / portée clef / wrench size: 22mm

# Trappen / Escaliers

## Platform stairs

Art.



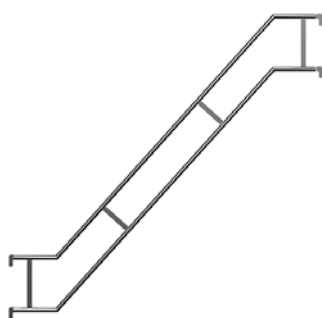
Aluminium bordestrap 0.64m, U-oplegging  
Volée d'escalier en aluminium  
avec palier 0.64m, application-U  
Aluminium platform stair, 0,64m,  
U-application

Art.	m	m	kg	ex.
0703.611	1.00		12.5	
1753.257	2.00	2.57	23.1	15
1753.307	2.00	3.07	27.5	15



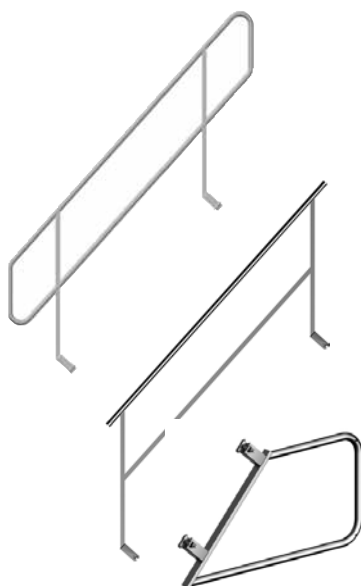
U-beginligger  
Support plancher d'implantation  
U-start ledger

1751.073		0.73	3.8	
----------	--	------	-----	--



Bordestrapleuning  
Garde corps de volée  
Stair guardrail

1752.257	2.00	2.57	16.1	
1752.307	2.00	3.07	17.6	



Binnenleuning bordestrap, gebogen  
Garde corps intérieure de volée d'escalier,  
courbé  
Internal guardrail for platform stairs, curved

0723.849	2.00	2.57/3.07	17.0	
0723.896	2.16	2.57/3.07	17.0	

Binnenleuning 2.57/3.07m  
Garde corps intérieure 2.57/3.07m  
Internal guardrail 2.57/3.07m

0718.591	1.00		10.2	
0721.637	1.50		13.3	20
1752.000	2.00		14.8	

Omloop-binnenleuning bordestrap  
Garde corps intérieure de main courante  
Walk around internal guardrail for platform  
stairs

1752.004	0.50	1.00	6.2	
----------	------	------	-----	--













Etageladder  
Echelle d'accès  
Access ladder

4005.007	2.00	0.35	8.7	
4005.010	2.80	0.35	11.3	

# Accessoires Accessories

Art.



	Ratelsleutel 19 / 22mm Clef à cliquets Ratched wrench	9500.001	*		0.5
	Ratelsleutel / hamer Clef à cliquets / marteau Ratched wrench / hammer	4740.019 4740.022	*		0.7 0.7
	Steigerhamer Marteau d'échafaudage Scabbling pick (hammer)	9500.004			0.8
	Magneetwaterpas Niveau d'eau magnetique Magnetic spirit level	4006.000			0.5
	Hijscconsole 0.73m Console poulie 0.73m Bracket 0.73m with eyelet	4417.722	*		6.8
	Harp sluiting t.b.v. hijswiel Manille Connecting clip	4418.000			0.2
	Hijswiel Poulie Hoist wheel	4419.000			2.7
	Hijswiel met valbeveiliging Palan avec frein d'arrêt Hoist wheel with drop brake	4419.001			5.0
	Console-adapter voor hijswiel Adapteur de console pour palan Bracket adapter	4419.002			1.2
	Touw La corde Rope for hoist wheel	20m 4419.020 40m 4419.040			6.4 12.4

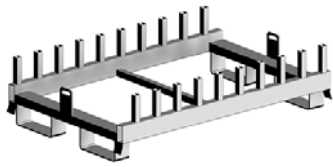
\* = sleutelwijdte / portée clef / wrench size: 22mm

Art.


  
m


  
m


  
kg

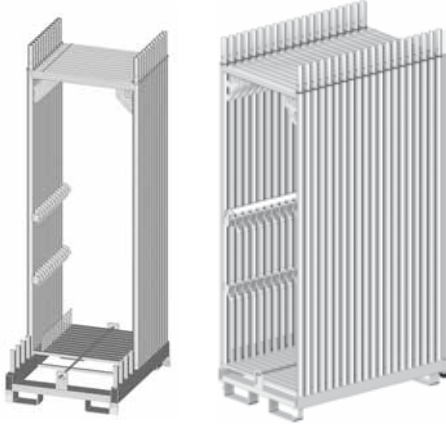

  
ex.


Stelraampallet 0.73 m vertikaal (pen)  
Palette porte-cadres à broches  
Assembly frame pin pallet

5113.073

1.20

31.9



Borgstang  
Lisse  
Retaining rod

5113.120

1.20

2.1



Verankeringsbeugel 1.12 m  
Lisse de sécurité  
Retaining bar

5110.112

1.12

3.1



Stapelbak gegalvaniseerd  
Habillage galvanisé  
Piling box, galvanised

9650.001

1.00

0.80

46.0

9650.004

1.25

0.85

68.0



Stapel pallet  
Palette tubulaire  
Tube pallet

0723.254

1.20

0.82

33.0

5105.085

0.85

0.85

36.0

5105.125

1.25

0.85

40.3



Vlonderpallet/Palette des planchers/  
Deck pallet  
Zijdeel/Côté/Sidewing  
Borgstang/ La pince de caution/  
Guarantor grip

5100.073

1.25

0.65

28.4

5101.073

0.73

1.5

Art.

 m

 m



 kg

 ex.


Leuningklemstuk t.b.v. Euro stelraam  
Pièce de serrage de garde corps pour cadre  
d'Euro  
Locking guardrail wedge housing

1735.100

0.5

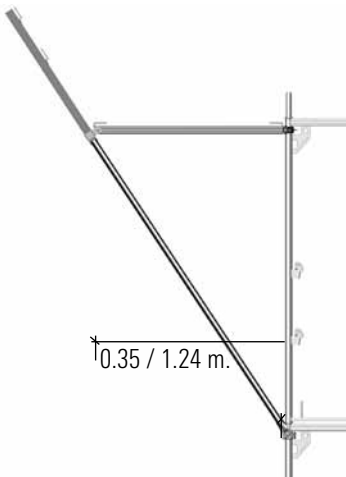


Leuningklemstuk met koppeling  
Collier façade  
Guardrail coupler

1735.000

1.3

25



Puinvangconsole  
Support grillage de protection  
Fan support

1774.022

\*

0.35

14.5

1773.022

\*

1.24

18.9



Stabilisator (zijsteun), telescopisch  
Stabilisateur, télescopique  
Scaffolding support, telescoping

4032.019

3.2 - 5.0m

26




Aardnagel D24 x 470mm  
La cheville de caution, dia. 24mm  
Peg solid dia. 24mm

4032.100

1.8

\* = sleutelwijdte / portée clef / wrench size: 22mm



Montagebaluster T5 met 1 borgpen  
voor enkele leuning  
Garde corps de montage T5 avec 1 goupille  
pour lisse  
Assembly guardrail post T5 with 1 tilting pin  
for guardrail

4031.001

2.26

4.2

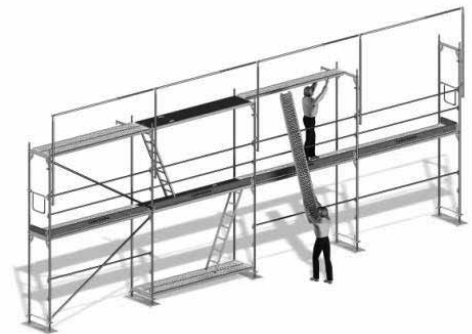


4031.002

2.26

4.3

Montagebaluster T5 met 2 borgpennen  
voor dubbele leuning  
Garde corps de montage T5 avec 2 goupilles  
pour double garde corps  
Assembly guardrail post T5 with 2 tilting pins  
for double guardrail



Montageleuning verstelbaar  
Garde corps de montage réglable  
Assembly guardrail, adjustable

4031.207

1.57-2.07

3.2

4031.307

2.57-3.07

4.0





Zeilsteun  
Auvent  
Weather protection support

1746.000

2.00

13.2



Aluminium steigerkapframe  
Support d'unité de bache  
en aluminium  
Aluminium scaffold cover frame

1.50m

9100.150

7.8

2.00m

9100.200

9.3



Zeilhouder  
Montant de bache  
Canvas glider

0.73m

9101.073

0.8

1.09m

9101.109

1.2

1.57m

9101.157

1.8

2.07m

9101.207

2.4

2.57m

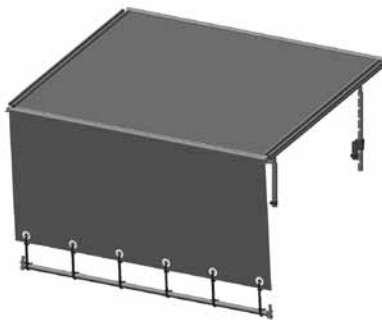
9101.257

3.0

3.07m

9101.307

3.6



Zeil met rubber spanner  
Bache avec boucle  
en caoutchouc  
Canvas cover with  
rubber band

1.50/2.80x0.73m

9102.073

1.0

1.50/2.80x1.09m

9102.109

1.8

1.50/2.80x1.57m

9102.157

2.2

1.50/2.80x2.07m

9102.207

2.9

1.50/2.80x2.57m

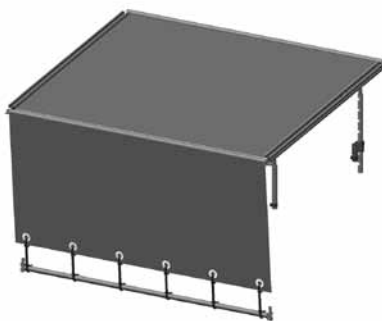
9102.257

3.5

1.50/2.80x3.07m

9102.307

4.2



Zeil met rubber spanner  
Bache avec boucle  
en caoutchouc  
Canvas cover with  
rubber band

2.00/3.30x0.73m

9103.073

2.00/3.30x1.09m

9103.109

1.8

2.00/3.30x1.57m

9103.157

2.6

2.00/3.30x2.07m

9103.207

3.4

2.00/3.30x2.57m

9103.257

4.2

2.00/3.30x3.07m

9103.307

5.0

Art.


  
m


  
m


  
kg


  
ex.


Borgclip ø 60.3mm  
Goupille-clip ø 60.3mm  
Spring clip ø 60.3mm

9101.000

0.07



Rubber spanner 0.40m met S-haak  
Boucle en caoutchouc+cricchet-S 0., 40m  
Rubber band with S-bracket, 0.40m

9102.000

0.05



Tijdelijke tussenkap  
Bâche temporaire  
Temporary cover

9108.207

1.80

2.07

6.65

9108.257

1.80

2.57


8.00

9108.307

1.80

3.07

9.35



Profiel steigerafscherming  
met 3 halve koppelingen  
Profil cloison d'échafaudage  
avec 3 demi-colliers (cloison plancher)  
Scaffold protection element  
with 3 half couplers

9400.300

3.00

13,40



Wandkassette  
Caisson mural  
Wall cassette

5980.073

0.73 x 1.0

7.7

5980.109

1.09 x 1.0

10.5

5980.157

1.57 x 1.0

14.3

5980.207

2.07 x 1.0

18.2

5980.257

2.57 x 1.0

22.2

5980.307

3.07 x 1.0

27.2



Lichtwandkassette  
Caisson translucide  
Wall cassette light

5981.073

0.73 x 1.0

5.2

5981.109

1.09 x 1.0

7.1

5981.157

1.57 x 1.0

8.9

5981.207

2.07 x 1.0

10.9

5981.257

2.57 x 1.0

12.9

5981.307

3.07 x 1.0

14.9



Afsluitregel voor wandkassette  
Rail de raccordement  
Connection rail

5983.073

0.73

1.7

5983.109

1.09

1.9

5983.157

1.57

2.9

5983.207

2.07

3.7

5983.257

2.57

4.6

5983.307

3.07

5.5

5983.100

1.00

1.9

5983.200

2.00

3.6

5983.300

3.00

5.5

Art.


  
m


  
m


  
kg



  
ex.


Hoekkassette 90°  
Protection d'angle 90°  
Corner cassette 90°

5985.010

0.24 x 1.0

6.2



Afsluitregel voor hoekkassette 90°  
Rail de raccordement d'angle 90°  
Connection rail 90°

5985.011

0.24

0.6



Blitz kassettekoppeling  
Collier pour cassette  
SpeedyScaf holder

5986.010

\*

1.5



Blitz hoekkassettekoppeling  
Collier d'angle pour cassette  
SpeedyScaf corner holder

5986.020

\*

2.0



Deurelement  
Élément de porte  
Door element

0723.122

1.09 x 2.0

26.0

0710.631

1.57 x 2.0

30.0

0711.321

2.07 x 2.0

36.0

0711.791

2.57 x 2.0

50.0